

Ultra High Rate SLA Battery

Capacity (25°C)	20HR (7.93A, 10.5V) = 158.6AH 10HR (15.0A, 10.5V) = 150AH 5HR (26.1A, 10.5V) = 130.5AH 1HR (97.3A, 10.5V) = 97.3AH
Operating Temperature Range	Charge = -15°C to +50°C Discharge = -20°C to +60°C Storage = -20°C to +60°C
Approx. Weight	42.4kg / 93.5lbs
15 Mins Rate	540W/cell to 1.67V/cell
Max. Discharge	2015A (5s)
Capacity Affected by Temp. (20HR)	40°C = 102% 25°C = 100% 0°C = 85% -15°C = 65%
Charge Voltage (25°C)	Cycle Use = 14.1-14.4V (-24mV/°C) Max Current = 47.6A Float Use = 13.5-13.8V (-18mV/°C)
Dimensions (Nominal)	Length: 335mm (13.19in.) Width: 172mm (6.77 in.) Height: 275mm (10.83 in.) Total Height: 278mm (10.94 in.)

- Completely sealed, maintenance-free, low self-discharge
- State of the art hybrid grid and alloy formula
- Non-spillable, stable quality and high reliability with excellent re-charging performance
- Floating and standby use up to: 12 years
- Cycle use: Up to 260 cycles at 100% DoD
- Cycle use : Up to 600 Cycles at 50% DoD
- Container and Cover Material – ABS UL94-H B (optional UL94-V0)
- Transportation - D.O.T., I.A.T.A. & F.A.A.



APPLICATIONS

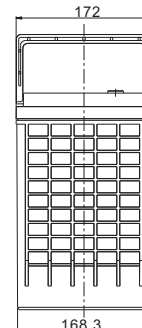
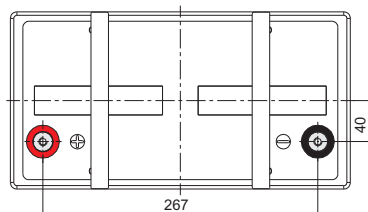
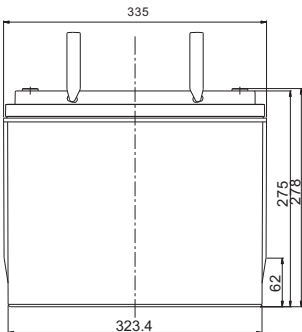
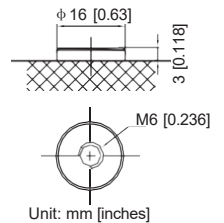
High Power Backup
Telecommunications
Critical UPS
Medical Equipment

Alarm & Security System
Electric Start
Elec. Power System (EPS)
Emergency Backup Power

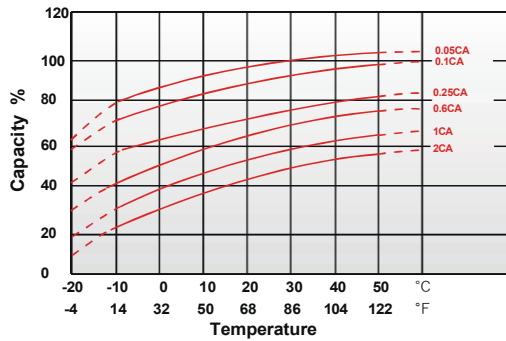
DC Power Supply
Auto Control System
Traffic Control Signaling
Emergency Lighting

Terminal Type

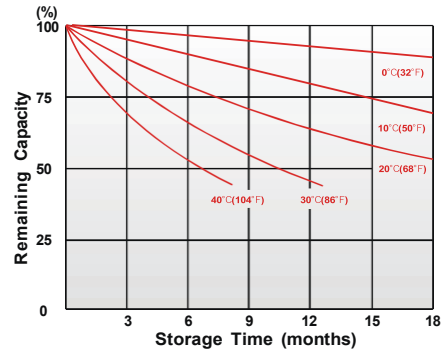
M6



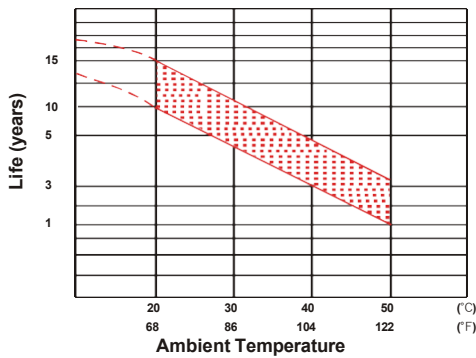
Effect of Temperature on Capacity 25°C (77°F)



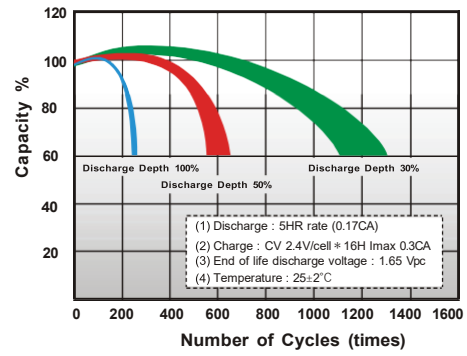
Capacity Retention Characteristic



Trickle (or Float) Service Life



Cycle Service Life



Regular Charge / Float Charge / Storage

- Charging voltage temperature compensation needs to be applied when temperature is below 0°C and above +45°C.
- Charging in temperatures below 0°C, the charge current should not exceed 0.1C as the core battery temperature can increase rapidly and damage the battery.
- During floating charge or when in storage, the life of the battery is cut in half for every 8°C temperature rise over 25°C.

Discharge

- Discharging at elevated temperatures improves performance of the battery yet shortens its life due to accelerated aging.
- Low temperature affects the battery internal resistance and lowers its capacity. The battery provides 100% specified capacity at 25°C. It will deliver 50% of its stated capacity at -20°C with 0.1C discharge current and 20% with 2C discharge current.

Constant Current Discharge (A) at 25°C (77°F)

F.V/Time	5min	10min	15min	20min	30min	1h	2h	3h	4h	5h	6h	10h	20h
1.85V/cell	282.7	227.9	197.5	173.4	138.3	87.0	51.50	37.2	29.6	24.6	21.4	14.3	7.57
1.80V/cell	327.4	252.0	217.6	192.0	150.7	92.1	54.0	38.8	30.7	25.5	22.1	14.7	7.75
1.75V/cell	381.3	281.8	241.2	207.9	161.8	97.3	56.3	40.1	31.5	26.1	22.6	15.0	7.93
1.70V/cell	425.9	309.7	265.0	225.9	173.3	102.0	58.2	41.2	32.3	26.7	23.0	15.3	8.06
1.67V/cell	466.9	341.3	288.5	240.4	180.8	105.6	60.1	42.4	33.1	27.3	23.5	15.5	8.20
1.60V/cell	507.8	369.2	304.4	253.4	190.0	109.5	61.7	43.2	34.0	28.0	24.2	15.9	8.36

Constant Power Discharge (W) at 25°C (77°F)

F.V/Time	5min	10min	15min	20min	30min	1h	2h	3h	4h	5h	6h	10h	20h
1.85V/cell	537.7	438.4	382.7	337.8	271.0	172.5	102.8	74.4	59.5	49.8	43.50	29.5	15.6
1.80V/cell	615.4	480.8	417.80	371.3	293.0	181.3	106.8	77.1	61.2	51.1	44.40	30.0	15.9
1.75V/cell	710.1	530.7	458.9	398.9	312.2	190.2	110.7	79.2	62.5	52.0	45.20	30.4	16.2
1.70V/cell	785.4	577.9	499.2	430.2	332.1	197.9	113.6	80.8	63.8	53.0	45.80	30.9	16.4
1.67V/cell	852.0	630.1	539.0	454.3	344.4	203.8	116.8	82.8	65.0	53.9	46.60	31.2	16.6
1.60V/cell	908.9	667.5	558.6	468.8	354.4	207.5	117.7	82.9	65.5	54.3	47.10	31.3	16.6